

MULTI-PATIENT CLEANING INSTRUCTIONS

Your FlexiFit™ Series HC407 Nasal Mask is provided patient ready. To reuse between patients please follow the guidelines below.

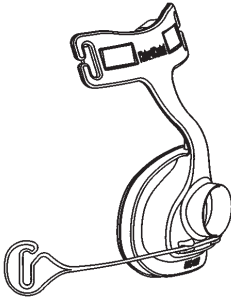
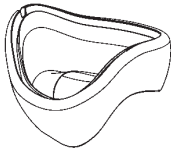
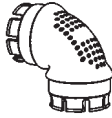
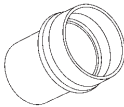
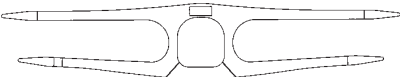
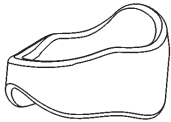
CLEANING/ DESOILING

- Before cleaning, remove visible soil by disassembling and thoroughly cleaning the mask with a small brush under running potable tap water.

FAILURE TO PROPERLY CLEAN THIS DEVICE MAY RESULT IN INADEQUATE DISINFECTION.

HIGH LEVEL DISINFECTION PARAMETERS

- For Autoclave cycles, components should be enclosed in a sterilization peel pouch.

<p>MASK FRAME</p>  <p>SILICONE SEAL</p>  <p>ELBOW</p>  <p>SWIVEL</p> 	<p>AUTOCLAVING Gravity displacement type autoclave, 15 min exposure at 121°C (250°F).</p> <p>OR</p> <p>THERMAL DISINFECTION Soak parts in hot water bath for 30 minutes at 70°C (158°F).</p> <p>OR</p> <p>CIDEX® OPA Follow manufacturer instructions for high level disinfection. Immerse for 12 minutes at 20°C (68°F). Rinse thoroughly in potable water.</p> <p>OR</p> <p>SPOROX® II Follow manufacturer instructions for high level disinfection. Immerse for 6 hours at 20°C (68°F). Rinse thoroughly in potable water.</p>
<p>HEADGEAR</p> 	<p><i>Wash in warm soapy water and leave to dry.</i></p>
<p>FOAM CUSHION</p> 	<p><i>Replace with new part.</i></p>

THE FLEXIFIT™ SERIES HC407 NASAL MASK HAS BEEN VALIDATED TO WITHSTAND 20 CYCLES OF THE ABOVE PARAMETERS. DO NOT USE IF BADLY DAMAGED.

Disclaimer: It is the user's responsibility to qualify any deviations from the recommended methods of reprocessing.

CONTACT YOUR LOCAL HOMECARE DEALER FOR ADDITIONAL INFORMATION.