

# FlexiFit™ Series - HC431 Full Face Mask Multi-Patient Cleaning Instructions

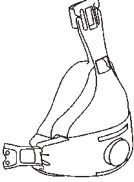


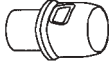
Your FlexiFit™ Series HC431 Full Face Mask is provided patient ready. To reuse between patients please follow the guidelines below.


## CLEANING / DESOILING

Before disinfecting, disassemble all components from the mask base (The Glider™ strap and Glider Cover do not detach from the Base). Clean all surfaces of mask and components thoroughly with a mild detergent solution and a soft bristled brush. Ensure all visible soil is removed. Rinse thoroughly under running potable water to remove detergent solution.

**FAILURE TO PROPERLY CLEAN THIS DEVICE MAY RESULT IN INADEQUATE DISINFECTION**

## HIGH LEVEL DISINFECTION PARAMETERS

<p>MASK FRAME</p>  <p>SILICONE SEAL</p>  <p>ELBOW</p>  <p>NON-REBREATHING VALVE</p> 	<p><b>Thermal Disinfection</b> Soak parts in hot water bath for: 30 minutes at 70°C (158°F) or 30 minutes at 75°C (167°F)</p> <p><b>OR</b></p> <p><b>Cidex® OPA</b> Follow manufacturer instructions for high level disinfection. Immerse for 3 hours at 20°C (68°F). Rinse thoroughly in potable water.</p>
---	--

<p>HEADGEAR WITH CLIP</p> 	<p><b>WASH IN WARM SOAPY WATER AND LEAVE TO DRY</b></p>
---	---

The FlexiFit™ Series HC431 Mask has been validated to withstand 20 cycles of the above parameters. Do not use if badly damaged.

Disclaimer: It is the user's responsibility to qualify any deviations from the recommended methods of reprocessing.

**Contact your local homecare dealer for additional information.**